

ALMUHAIMIN  
GROUP

# Cara Buat Quotation

Panduan cara buat quotation dan  
issue cover note lengkap



[syedmohdmuhaimin.com](http://syedmohdmuhaimin.com)

# PANDUAN VIDEO BUAT QUOTATION

Sila klik play atau link untuk tonton video. Penerangan bertulis video telah disertakan di mukasurat seterusnya. Sila terus buat dan practice banyak kali untuk mahir buat quotation. Kalau baca sahaja, anda takkan pandai. Terus buat dan practice, kalau salah atau stuck, hantar gambar dan error message kepada saya atau admin untuk bantuan. Selamat mencuba!



Cara Check NCD

<https://www.youtube.com/shorts/F5QjITmSSpA>



Cara Buat Quotation Zurich

<https://youtu.be/v930FwbDTBw>



Cara Buat Quotation Etiqa

<https://youtu.be/4lp0xuUrUf8>



Cara Buat Quotation Kurnia Liberty

<https://youtu.be/FXP4bzLvmXQ>



Cara Renew Digital Roadtax Melalui Apps MyEG

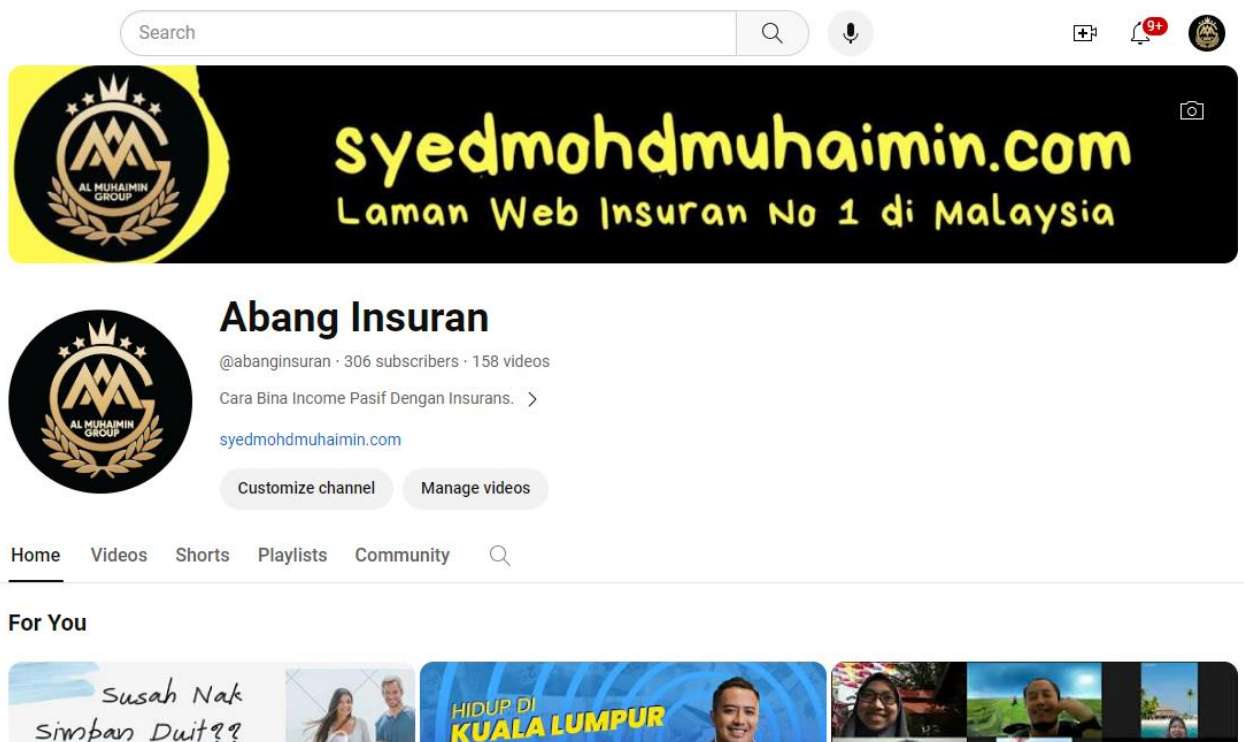
<https://youtu.be/KL94ANbJmma>





Cara download e digital roadtax melalui apps My JPJ

<https://youtu.be/oBoc59EA5ng>



Sila klik sini

[https://www.youtube.com/@abanginsuran?sub\\_confirmation=1](https://www.youtube.com/@abanginsuran?sub_confirmation=1)

Tekan butang **SUBSCRIBE** dan **Loceng Notification** untuk tonton lebih banyak video tentang insurance dan takaful

# **CARA BUAT QUOTATION & ISSUE** **COVER NOTE**

**INSURAN KERETA & MOTOSIKAL**  
**Sebelum buat quotation, mintak**  
**dulu info berikut dari prospek:**

**Nama:**

**Alamat:**


**No Plate:**

**No IC:**

**(Kalau boleh dapatkan geran atau**  
**insurance cover note lama)**

## STEP 1 : CHECK NCD SEBELUM BUAT QUOTATION

NCD (No Claim Discount) adalah diskaun yang diberikan oleh pihak insurans sekiranya anda tidak membuat sebarang tuntutan insurans sepanjang tahun yang lalu. Diskaun ini diberikan antara 25%-55% bergantung kepada berapa lama anda tidak melakukan tuntutan. Lagi lama, lagi tinggi diskaun. Kadar NCD adalah berbeza untuk kenderaan persendirian dan kenderaan komersil/motorsikal. Untuk kenderaan persendirian, diskaun maksima yang diberikan adalah sehingga 55% manakala untuk kenderaan komersil/motosikal hanya sehingga 25% diskaun



Klik sini untuk check NCD:

<https://www.mycarinfo.com.my/ncdcheck/online>

### Get your NCD online


Fill in the details below to get No Claims Discount (NCD) information.

Vehicle Registration Number  ?

ID Number  ?

Yes, I have read and understood the [Privacy Notice](#) .

I'm not a robot



**GET MY NCD REPORT**

## STEP 2:

Masukkan No Plate dekat column vehicle registration number

Masukkan NO IC dekat kotak id number dan tick dekat YES dan dekat kotak bawah untuk kita semak ncd yang ada.

NCD ni sepatutnya ada value sebanyak: Untuk ncd ade setiap tahun ade kenaikan dan paling maximum 55%.

Contoh kenaikan ncd bermula dari 0% ,25%, 30% 38.33%,45% dan last sekali tahun kelima 55%.

The screenshot shows the MyCarInfo website interface. At the top, there is a navigation bar with links for HOME, CAR FINDER, SERVICES, CREDIT PACKAGE, GLOSSARY, ABOUT US, CONTACT US, SIGN UP, and SIGN IN. Below the navigation bar, there are three related services: Vehicle Market Value, I-Search, and Vehicle Check. The main content area displays a 'Result' section with a table of NCD information and a 'RE-ENQUIRE NCD' button.

Result	
Vehicle Reg. No.	[REDACTED]
ID Number	[REDACTED]
Next NCD Percentage	45%
Next NCD Effective Date	13/02/2022
Current Policy Period of Cover	13/02/2020 - 12/02/2021
Current NCD Percentage	55%
Current NCD Effective Date	13/02/2020

[RE-ENQUIRE NCD](#)

### STEP 3:

Selepas tekan get my ncd report akan keluar amount ncd kereta tersebut. Ini bermaksud, info yang diberikan oleh prospek anda adalah tepat. Pastikan TARIKH & Next NCD Percentage mestilah sama semasa anda buat quotation nanti.



Sekiranya NO RECORD FOUND, ada 2 sebab:

1. Info yang diberikan tu salah.  
Mintak geran untuk confirmkan
2. Prospek baru beli kereta tu.  
Hubungi ADMIN untuk bantu anda  
buat quotation

# PENGENALAN SISTEM WEBSITE & CARA BUAT QUOTATION

STEP 1: KLIK LINK-

<https://syedmohdmuhaimin.com/>



## STEP 2: Klik renew insurans kereta



**STEP 3: Pilih insurans yang kita nak contohnya Zurich, kemudian klik**

---

1 Premium Find out how much does it cost.

2 Personal Details Some details to get you going.

3 Make Payments Seal the deal for an instant production.

Vehicle Registration Number \* : Vehicle Registration Number

Owner Of Vehicle \* :  Personal  Company

ID Type \* :  NRIC Number  Passport Number / Others

e.g. yymmdd-xx-xxxx

You acknowledge that the purchase is done via Zurich Agent's portal. The agent will receive a commission for providing insurance-related services.

Search

**Important:** Please read this [Product Disclosure Sheet](#) for more information about the product and take note of your [Duty of Disclosure](#) before proceeding.  
Alternatively, you may visit Zurich branches for your coverage needs

**STEP 4:** Kemudian masukkan no plat (VEHICLE REGISTRATION NUMBER) dan ic customer (ID TYPE), kemudian tick dekat kotak kecil

Find out how much does it cost. Some details to get you going. Seal the deal for an instant production.

Vehicle Registration Number \* : [REDACTED]

Owner Of Vehicle \* :  Personal  Company

ID Type \* :  NRIC Number  Passport Number / Others

[REDACTED]

e.g. yymmdd-xx-xxxx

Search

**Coverage Details**

Level of Cover \* ⓘ :  MOTOR COMPREHENSIVE  THIRD PARTY FIRE AND THEFT

Period of Cover \* ⓘ : 15/09/2023 To 14/09/2024

**Vehicle Details**

Year of Manufacture \* : 2020

Vehicle Make & Model \* : PERODUA ALZA S FACELIFT 4 SP AUTOMATIC CONVENTIONAL-33\*36€

Engine Size \* : 1495 CC

Postcode \* ⓘ : [REDACTED]

**Contact Info**

Email Address \* : Enter Email Address

Contact Number \* : Enter Contact Number

# STEP 5: Penting untuk semak Tarikh expired supaya dapat pickup NCD

**Coverage Details**

Level of Cover \* ⓘ :  MOTOR COMPREHENSIVE  THIRD PARTY FIRE AND THEFT

Period of Cover \* ⓘ : 15/09/2023 To 14/09/2024

**Vehicle Details**

Year of Manufacture \* : 2020

Vehicle Make & Model \* : PERODUA ALZA S FACELIFT 4 SP AUTOMATIC CONVENTIONAL-33\*36E

Engine Size \* : 1495 CC

Postcode \* ⓘ :

**Contact Info**


Email Address \* :

Contact Number \* :

**Important:** Please read this [Product Disclosure Sheet](#) for more information about the product and take note of your [Duty of Disclosure](#), before proceeding.

# STEP 6: Seterusnya bahagian email dan contact number kena isi. Kemudian tekan GET QUOTE untuk ke step seterusnya.

AMG TOP CONSULTANCY & SERVICES (D17184-000)  
(PRIVATE CAR Z DRIVER)



---

**1**  
Premium  
Find out how much does it cost.

**2**  
Personal Details  
Some details to get you going.

**3**  
Make Payments  
Seal the deal for an instant production.

---

Sum Insured Details		Excess Details		Premium And Charges	
Agreed Value ⓘ	RM 49,000.00	Voluntary Excess (RM) ⓘ	0	<b>Sum Insured</b>	<b>: RM 49,000.00</b>
Market Value ⓘ	RM 44,000.00	All Claim Excess (RM) ⓘ	0.00	Basic Premium	: RM 1,320.47
Sum Insured (RM)	49,000.00	<b>Total Excess Amount (RM)</b>	<b>0.00</b>	ISM NCD 55.00 % <small>(NCD Eff Date: 14/09/2022)</small>	: RM 726.26
Agreed Value ⓘ	<input checked="" type="radio"/> Yes <input type="radio"/> No			<b>Total Motor Amount</b>	<b>: RM 661.06 +</b>
<b>Additional Named Driver Details</b>				<b>Total PAC Amount</b>	<b>: RM 117.75 +</b>
Number of Named Driver	1	(or) <input checked="" type="checkbox"/> All Drivers		<b>Payable Amount</b>	<b>: RM 778.81</b>
<b>Optional Benefits</b>					
<input type="checkbox"/> Additional Drivers ⓘ					

RM	20.00
RM	0.00

---



# STEP 7: Selepas tekan get quote akan keluar detail seperti di atas dan boleh pilih untuk harga market atau agreed value

The screenshot displays a car insurance quote interface. It is divided into several sections:

- Optional Benefits (RM 20.00):** A list of add-ons with checkboxes and associated costs.
  - Additional Drivers: RM 0.00
  - Authorised Driver: RM 20.00
  - Windscreen, Windows Repair: RM 0.00A "Show 16 more Add-ons" button is located below this section.
- Personal Accident Cover:** A section with a radio button selection for "Z-Drive Assist". The "Yes" option is selected.
- Plan Selection:** Two plan options are shown: "BASIC PLAN" and "SUPERIOR PLAN", each with a "SELECT" button. A blue arrow points from the "Z-Drive Assist" "Yes" radio button to the "BASIC PLAN" button.
- Premium And Charges:** A summary table on the right side of the interface.

Premium And Charges	
<b>Sum Insured</b>	<b>RM 49,000.00</b>
Basic Premium	RM 1,320.47
ISM NCD 55.00 % <small>(NCD Eff Date: 14/09/2023)</small>	RM 726.26
<b>Total Motor Amount</b>	<b>RM 661.06 +</b>
<b>Total PAC Amount</b>	<b>RM 117.75 +</b>
<b>Payable Amount</b>	<b>RM 778.81</b>

A "Top" button is visible in the bottom right corner of the interface.

# STEP 8: Penting bahagian personal accident cover ni, kalau nak ambil boleh tekan YES kalau tak nak boleh tekan NO

### Personal Accident Cover

Z-Drive Assist ⓘ  Yes  No

**BASIC PLAN** ⓘ

SELECT

**SUPERIOR PLAN** ⓘ

SELECT

#### Vehicle Details

Vehicle No.	Vehicle Model	Year	No. of Passenger	Vehicle Premium	Seating Premium	Action
RAG2031	PERODUA ALZA S FACELIFT 4 SP A_	2020	7	83.00	24.00	

#### Z-Drive Assist Add-ons Benefit RM 0.00

Snatch Theft Protect, ATM Robbery, Dengue Care - Z-Drive Assist

Sum Insured	0.00	RM 33.00
-------------	------	-------------

#### Premium Breakdown

Sum Insured	: RM 49,000.00
Basic Premium	: RM 1,320.47
ISM NCD 55.00 % <small>(NCD Exp Date : 14/03/2023)</small>	: RM 726.26
<b>Total Motor Amount</b>	<b>: RM 661.06</b> <span style="float: right;">+</span>
<b>Total PAC Amount</b>	<b>: RM 11775</b> <span style="float: right;">+</span>
<b>Payable Amount</b>	<b>: RM 778.81</b>

RM 778.81
Back
Continue

## STEP 9: Akan keluar total harga sebenar ape yang kita keyin awal tadi

The screenshot displays a three-step process: 1. Premium (Find out how much does it cost), 2. Personal Details (Some details to get you going), and 3. Make Payments (Seal the deal for an instant production). The current step is 'Personal Details'. At the top, there are fields for 'Quotation No.' (MQ220002758489) and 'Date & Time' (02 NOV 2022 04:34 PM). Below this is the 'Policyholder Personal Details' section with the following fields: Name (Enter Name), Nationality (MALAYSIA), Date of Birth (28 DEC 1982), Gender (MALE), Marital Status (SELECT), Occupation (SELECT), Contact Number, Email Address, Address, and Postcode. A 'Main Driver' checkbox is checked. At the bottom left, the total price is shown as 'RM 804.46'. At the bottom right, there are 'Back' and 'Continue' buttons.

STEP 10: Last sekali, boleh tekan continue jika customer setuju dengan harga yang diberikan untuk proses payment. Make sure customer buat payment dulu sebelum proceed payment dalam microsite Zurich ni.

# CARA GUNA WEBSITE ETIQA

STEP 1: Klik link-

<https://syedmohdmuhaimin.com/>



STEP 2: Klik renew insurans kereta.



## STEP 3: Pilih insurans yang kita nak kemudian contoh ETIQA kemudian klik.

MotorTakaful.com  
Celebrating Malaysian Drivers

Online Car Takaful Renewal  
AMG TOP CONSULTANCY AND SERVICES | V0034167

agreed value.No questions asked. drivers are automatically covered. \*for driver

I have purchased this product before >

My name is \_\_\_\_\_ e.g. SITI BINTI MOHD  
Car registration number \_\_\_\_\_ e.g. AB1234C  
NRIC ▼ \_\_\_\_\_ e.g. 910203040506  
Postcode ⓘ \_\_\_\_\_ e.g. 53200  
Email \_\_\_\_\_ e.g. abc@gmail.com Mobile number \_\_\_\_\_ e.g. 0123456789

get me a quote



STEP 4: Akan keluar semua detail dan key in satu persatu ikut ape yang diminta. Masukkan nama customer, no plat, ic, poskod, email dan no telefon. Kemudian tekan GET QUOTE.

The screenshot displays a quote interface with a teal background. At the top, a white box contains the text "You Pay: RM 761.77". Below this, a white box states "Your current vehicle market value as of 16/11/2022 is RM 26,900.00". The main section shows "Proposed Sum Covered: RM 26,900.00" with a white input field and a blue arrow pointing to it. Below are two radio button options: "Agreed value" (with an information icon) and "Market value" (with an information icon). The "Agreed value" option has a range of "(from RM 29,100.00 to RM 30,900.00)" and a blue arrow pointing up. The "Market value" option has a range of "(from RM 24,300.00 to RM 26,900.00)" and a blue arrow pointing up. At the bottom, a white box contains "You Pay: RM 761.77" and a "view details" button with a right-pointing arrow.



STEP 5: Selepas tekan GET QUOTE, detail harga akan keluar seperti di atas dan ade 2 harga boleh pilih sama ada harga agreed value atau market value, dan boleh select sampai harga minimum dah disediakan.

Basic Contribution	RM 945.63
Non Claim Rebate (NCD)	25.00 % (RM 236.41 )
Commission	RM 70.92
<hr/>	
Sum Covered	RM 26,900.00
Gross Contribution	RM 709.22
Service Tax (ST) (6 %)	RM 42.55
Stamp Duty (RM 10)	RM 10.00
<hr/>	
<b>You Pay: RM 761.77</b>	<a href="#">view details ^</a>

STEP 6: Boleh tekan view detail untuk tengok harga penuh seperti di atas.


# CARA GUNA WEBSITE KURNIA

STEP 1: KLIK LINK-

<https://syedmohdmuhaimin.com/>



STEP 2: Klik renew insurans kereta.




STEP 3: Pilih insurans yang kita nak kemudian contoh KURNIA kemudian klik.

AmGeneral  
Insurance

AGENCY SUITE

LOGIN

 M58200-11|

.....


Clear Login

[Account Locked / Forgot Password](#)

STEP 4: Masukkan id dan password id  
Sila minta ID & Password dari Admin



**STEP 5: Pilih insurers KURNIA @ AMASSURANCE.**



**STEP 6: Pilih TRANSACTIONS, kemudian klik akan keluar CREATE UPDATE CLIENT DAN QUOTATION. Sebelum mulakan quotation pertama isi client nya detail dulu**

**CLIENT PROFILE**

**SEARCH CLIENT**

Client Name

**ACCOUNT CODE**

Account Code \*

**CLIENT'S DETAILS**

<p>Contact Type * <input style="width: 90%;" type="text" value="INDIVIDUAL"/></p> <p>New IC No. * <input style="width: 90%;" type="text" value="(yymmdaabbcc)"/></p> <p>Old IC No. / Passport No. <input style="width: 90%;" type="text"/></p> <p>Business Reg No. <input style="width: 90%;" type="text"/> <small>(if Contact Type is Business)</small></p> <p>Salutation <input style="width: 90%;" type="text" value="--PLEASE SELECT--"/></p> <p>Name * <input style="width: 90%;" type="text"/></p> <p>Nationality <input style="width: 90%;" type="text" value="--PLEASE SELECT--"/></p> <p>Gender * <input style="width: 90%;" type="text" value="--PLEASE SELECT--"/></p> <p>Occupation * <input style="width: 90%;" type="text" value="--PLEASE SELECT--"/></p> <p>Trade <input style="width: 90%;" type="text"/> <small>(if Contact Type is Business)</small></p> <p>Marital Status * <input style="width: 90%;" type="text" value="--PLEASE SELECT--"/></p> <p>Employer Name <input style="width: 90%;" type="text"/></p> <p>Nature of Business <input style="width: 90%;" type="text" value="--PLEASE SELECT--"/></p> <p>GST Registered? (Y/N) * <input type="radio"/> Yes <input checked="" type="radio"/> No</p> <p>GST Registration No. <input style="width: 90%;" type="text"/></p>	<p>Address * <input style="width: 90%;" type="text"/></p> <p><input style="width: 90%;" type="text"/></p> <p><input style="width: 90%;" type="text"/></p> <p>Post Code * <input style="width: 40%;" type="text"/> <input style="width: 40%;" type="text"/></p> <p>State / Country <input style="width: 90%;" type="text" value="--PLEASE SELECT--"/></p> <p>Country Code * <input style="width: 90%;" type="text" value="--PLEASE SELECT--"/></p> <p>Fax No. (House) <input style="width: 90%;" type="text"/></p> <p>Fax No. (Office) <input style="width: 90%;" type="text"/></p> <p>Mobile No. <input style="width: 90%;" type="text"/></p> <p>E-mail <input style="width: 90%;" type="text"/></p> <p>Is Contact Insured? * <input style="width: 90%;" type="text" value="YES"/></p> <p>Referred by <input style="width: 90%;" type="text"/></p> <p>Contact Status <input style="width: 90%;" type="text" value="ACTIVE"/></p> <p>Remarks <input style="width: 90%; height: 40px;" type="text"/></p> <p style="text-align: right;"> <input type="button" value="Save"/> <input type="button" value="Reset"/> <input type="button" value="Cancel"/> </p>
---	---

**STEP 7:** Cuma keyin dekat tempat yang ade anak panah sahaja. Kemudian tekan save.

1 INSURED DETAILS
2 GOVERNOR
3 VEHICLE
4 SCHEDULE
5 OPTIONAL COVER
6 SUMMARY

**SEARCH**

Insured Name

**ACCOUNT CODE**

Account Code

**INSURED'S DETAILS**

Contact Type *	<input type="text" value="INDIVIDUAL"/>	Address *	<input type="text"/>
New IC No. *	<input type="text" value="(YYMMDDAABBCC)"/>		<input type="text"/>
Old IC No. / Passport No.	<input type="text"/>		<input type="text"/>
Business Reg No.	<input type="text" value="(IF CONTACT TYPE IS BUSINESS)"/>		<input type="text"/>

**STEP 8:** Selepas dah save ikut step yang no7 tu, pergi balik dekat bahagian transaction untuk klik quotation kemudian ambil quotation motor then klik akan keluar seperti detail di atas. Klik insured name masukkan nama client yang dah save make sure double klik untuk detect.

Date of Birth *	<input type="text" value="(dd-mm-yyyy)"/>	Age	<input type="text"/>	Fax No. (House)	<input type="text"/>
Gender *	<input type="text" value="---Please Select ---"/>			Fax No. (Office)	<input type="text"/>
Occupation *	<input type="text" value="---Please Select ---"/>			Mobile No.	<input type="text"/>
Trade	<input type="text" value="(IF CONTACT TYPE IS BUSINESS)"/>			E-mail	<input type="text"/>
Marital Status *	<input type="text" value="---Please Select ---"/>			Is Contact Insured? *	<input type="text" value="YES"/>
Employer Name	<input type="text"/>			Referred by	<input type="text"/>
Nature of Business	<input type="text" value="---Please Select ---"/>			Contact Status	<input type="text" value="ACTIVE"/>
GST Registered? (Y/N) *	<input type="radio"/> Yes <input checked="" type="radio"/> No			Remarks	<input type="text"/>
GST Registration No.	<input type="text"/>				



**STEP 8:** Selepas itu detail yang save tadi akan masuk dalam record di sini. Tekan je next untuk ke step seterusnya

1 INSURED DETAILS   2 **COVERNOTE**   3 VEHICLE   4 SCHEDULE   5 OPTIONAL COVER   6 SUMMARY

**COVERNOTE**

Cover Note Class	MOTOR	Vehicle Class *	PRIVATE CAR EX GOODS
Policy No	<input type="text"/>	Scope Of Cover *	<input type="checkbox"/> COMPREHENSIVE <input type="checkbox"/> COMPREHENSIVE PREMIER <input checked="" type="checkbox"/> COMPREHENSIVE PLUS <input type="checkbox"/> THIRD PARTY, FIRE AND THEFT <input type="checkbox"/> TPFT PREMIER
Cover Note Type *	---Please Select---	Use Of Vehicle *	NOT APPLICABLE TO ABOVE <input type="radio"/> High Risk
Issued Date *	08-11-2022	Add. Usage *	---Please Select---
Inception Date *	08-11-2022		
Expiry Date *	07-11-2023		

[PREVIOUS](#)   [NEXT](#)

---Please Select---

---Please Select---

NEW QUOTATION - OLD VEHICLE, OLD REGISTRATION

**STEP 9:** Tekan select untuk pilih new quotation seperti gambar di atas, masukkan date yang betul bila expired, pilih vehicle class, kemudian tick comprehensive plus. Seterusnya tekan butang klik selepas dah keyin semua

The image shows a web form for vehicle quotation. The form is divided into two columns. The left column contains fields for: 'Is your vehicle normally kept at your corresponding/mailling address?' (radio buttons for Yes/No), 'Vehicle kept Address' (text input with 'NO 343 JALAN BALAI RAYA FELDA' and 'TENANG'), 'Vehicle kept Postcode' (text input with '85300' and 'LABIS'), 'Region' (text input with 'WEST'), 'Risk Location' (dropdown menu with '---Please Select---'), 'Ownership Type' (dropdown menu with 'INDIVIDUAL'), 'Garaged' (dropdown menu with '--- Please Select ---'), 'Safety Code' (dropdown menu with '--- Please Select ---'), and 'Permitted Driver' (checkbox for 'All Rider / Driver'). The right column contains fields for: 'Vehicle No.' (text input with a blue arrow pointing to it), 'Make / Model' (text input with a search icon and 'HRTV'), 'Model Desc.' (text input with an information icon), 'BDM - BTM' (text input), 'Capacity' (text input), 'No. of Seats / Passengers' (text input), 'Year of Mfg.' (text input), 'Variant-Series-Transmission' (dropdown menu with '--- Please Select ---'), 'Trailer No.' (text input with an information icon), and 'No. of Claims' (text input). There are also blue arrows pointing to the 'Garaged' and 'Safety Code' dropdown menus.

**STEP 10:** Tekan GARAGED akan keluar PARKING LOT-COVERED, jadi tekan di situ ye, kemudian tekan SAFETY CODE tu keluar ABS&AIRBAG 1, klik je yg tu, seterusnya masukan no plat di kotak

VEHICLE NO kemudian tekan mana2 tempat untuk auto keluar detail2 kereta client.

C/N Policy No.

Policy Eff. Date

Policy Exp. Date

NCD Allowed % \*

NCD Eff. Date \*

NCD Verification % ⓘ

STEP 11: Mohon scroll sampai ke bawah jumpa pasal ncd n ikan? Ok boleh tekan NCD CONFIRMATION tu untuk detect ncd ade berape

NCD Allowed % \*

NCD Eff. Date \*

08-11-2022

NCD Verification % ⓘ

0.00

Clear NCD    NCD Confirmation

PREVIOUS    NEXT

**STEP 12:** Selepas dah tekan ncd confirmation tadi, boleh lah tekan untuk ke next step ade di sebelah tu

Vehicle Market Value *	RM	26900.00
Sum Insured *	RM	26900.00
Trailer Sum *	RM	0.00

**COMPREHENSIVE PLUS**

Basic Premium *	RM	1044.78
Basis of Coverage	<input checked="" type="checkbox"/> Agreed Value	<input type="checkbox"/> Market Value
Trailer Premium	RM	0.00
All Rider Amt	RM	0.00
Total Basic	RM	1044.78
Vehicle Age Loading %	0.00	RM 0.00
Insured's Age Loading %	0.00	RM 0.00
Claims Exp. Loading %	0.00	RM 0.00

**STEP 13:** Selepas itu akan keluar dia punya harga untuk kereta client tersebut

Gross Prem.	RM	1044.78
Service Tax %	6.00	RM 62.69
Stamp Duty	RM	10.00
Total Payable	RM	1117.47
Act Prem.	RM	375.80
Compulsory Excess	RM	0.00

PREVIOUS NEXT

**STEP 14:** Selepas itu boleh scroll sampai bawah tak perlu ubah ape2 harga sampai jumpa next kemudian klik je

**STEP 15:** Dah tekan akan keluar laa macam ni,boleh tekan je cancel tu tak

de masalah ape2 okey? Tapi kalua nak add on ape2 tick je dekat kotak sebelah yang ade tu ye

WINDSCREEN DAMAGE (TINTING FILM INCLUSIVE LABOUR COST)

ADD REMOVE

Optional Cover	Sum Insured	Premium	Product
No Record Found.			

PREVIOUS NEXT

STEP 16: Dah tekan cancel tadi terus je scroll cari butang next kt bawah tu ye

Loading	RM 0.00
NCD Amount	RM 0.00
Optional Cov Amt.	RM 0.00
Gross Premium	RM 1044.78
Service Tax %	RM 62.69
Total Payable	RM 1117.47
Compulsory Excess	RM 0.00

Save and Print Motor Quotation

Convert to Motor Cover Note

STEP 17: Dah tekan next tu keluar laa full harga yang sebetulnya untuk kitab g dekat client tu, boleh tekan dekat button save and print motor quotation tu ye. **KENA INGAT JANGAN TEKAN CONVERT TO MOTOR COVERNOTE SELAGI CLIENT BELUM PAYMENT ATAU BERSETUJU.**

## CARA BUAT ROADTAX

First sekali. roadtax hanya boleh dibuat selepas hidupkan Insurans. Jadi. kena hidupkan insurance dulu. Nak hidupkan roadtax tanpa hidupkan insuran tak boleh ye.

Sebelum bantu client hidupkan road tax. kena mintak dulu additional runner/admin fee:

***Motosikal RM20***

***Kereta RM30***

## ADA 2 CARA MACAM MANA NAK HIDUPKAN ROADTAX

### **Cara 1 :Print Roadtax Fizikal**

Pergi pejabat pos/ jppj - jumpa mana mana pegawai dekat kaunter. Cakap nak renew roadtax untuk kawan. Tunjuk cover note insurans atau tulis



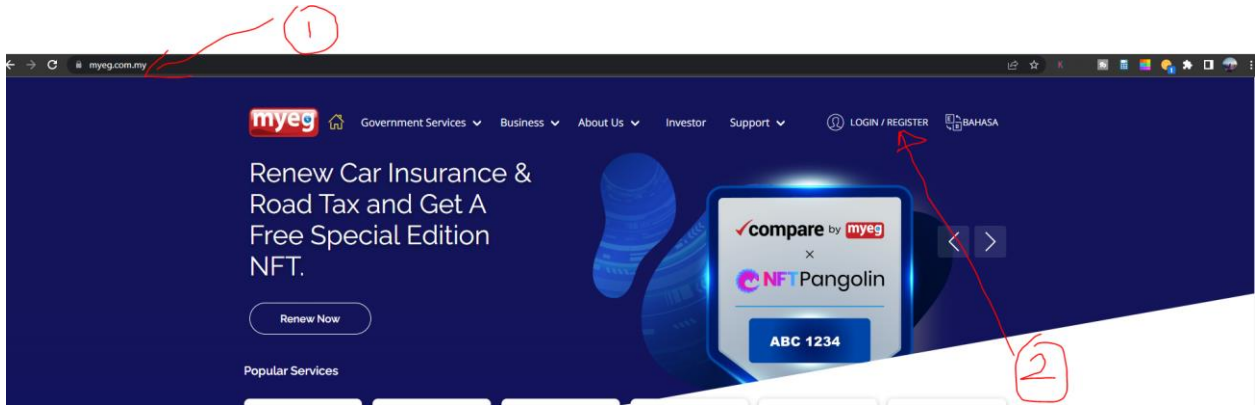
NO PLATE dan NO IC owner kereta atas kertas putih dan bagi kat kaunter. Ada caj dalam RM5- RM7. Bila dah dapat roadtax tu hantar by hand atau kurier atau pakai lalamove untuk deliver pada hari yang sama

## **Cara 2: Buat Roadtax Digital**

Click [www.myeg.com.my](http://www.myeg.com.my) – yang ni paling senang. Sebab tak payah keluar rumah pun.

Dah siap, mintak customer download roadtax digital melalui apps MYJPJ

Ikut langkah dibawah untuk buatkan roadtax untuk klien.




Step 1: klik link seperti dalam gambar dan klik login/register

# Login

eServices username / 1MID email

Password


 

[Login](#)

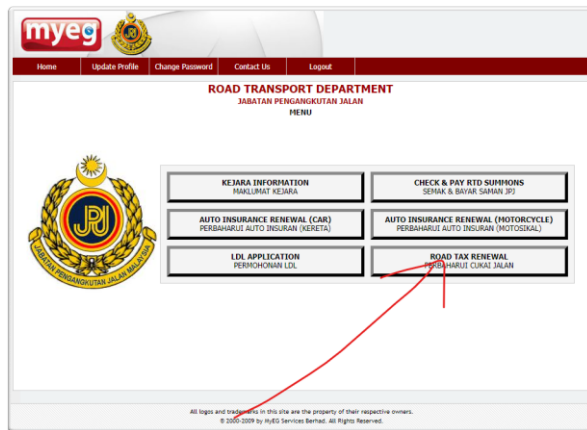
[FORGOT PASSWORD](#)

[FORGOT 1MID USERNAME](#)

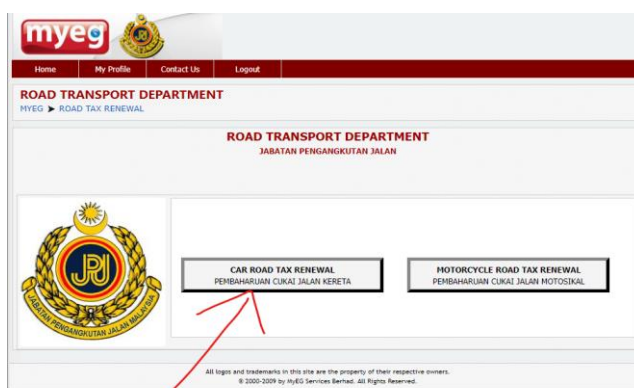
STEP 2: Akan keluar seperti ini, boleh keyin dulu atau create password sendiri dan id sendiri. Id dan password di atas sebagai contoh



## STEP 3: klik dekat jabatan pengangkutan jalan (JPJ)



## STEP 4: pilih kotak yang ade untuk roadtax renewal



# STEP 5: Ambik dekat car roadtax renewal sebab kereta, kalua motor ambik dekat motorcycle renewal

**TRANSACTION HISTORY**

Owner IC/Passport No.* :	571204015554	Owner Tel. No. 1* :	0199858346
Owner Category* :	1 - Citizen of Malaysia	Owner Tel. No. 2 :	
Owner's Name* :	NORANIDA BINTI MOHD ABAS	E-Mail* :	abanginsuran@gmail.com
Vehicle Registration No.* :	VAV3043 ABC1234	Renewal Period* :	12 Months

**Delivery Information**

Collection Method\* : Home/Office Delivery

For all deliveries, customers are required to provide their MyKAD for biometric verification.  
If the MyKAD is faulty, the Logistics Officer will take a snapshot of the MyKAD.

Delivery Address : SALINA BINTI AB WAHAB, PUBLIC MUTUAL BERHAD  
NO 71 & 73 JALAN HAJI ABDUL AZIZ, KUANTAN

Postcode : 25000 State: PAHANG

I agree to receive calls from MyEG Services for other related products.

Keyword : **XJ UME D** XJUMED \* (Enter the keyword you see from the image)

Delivery charges for road tax renewal:

Area	Delivery Charges (RM)	Service Charter
Klang Valley	6.00	within 2 working days
Peninsular Malaysia *Town Areas *Rural Areas	8.00 8.00	within 2-3 working days within 5 working days
Sabah & Sarawak	10.00	within 5 working days
Klang Valley - Priority Delivery	20.00	next-working-day

Delivery estimates begin from the next working day after your successful payment.  
You may use our [\[Check Delivery Status\]](#) service to track your delivery.  
Collection and renewal of road tax at MyEG Tower can only be done by the owner of the registered vehicle.

Reset Proceed

# STEP 6: Seterusnya keyin detail2 seperti di atas yang bertanda ikut pada rekod customer ye

**myeg**

Home | My Profile | Contact Us | Logout

**ROAD TRANSPORT DEPARTMENT**  
MYEG ► ROAD TAX RENEWAL

HAVING PROBLEMS ?  
FOR ASSISTANCE PLEASE CALL 03-7801 8888  
TO COMPLETE YOUR TRANSACTION

**VEHICLE & OWNER INFORMATION**

<b>Owner Name</b> :	NORANIDA BINTI MOHD ABAS	<b>Owner ID/IC No.</b> :	571204015554
<b>Owner Category</b> :	Resident of Malaysia	<b>Vehicle Registration No.</b> :	VAV3043

**ROAD TAX INFORMATION**

<b>Transaction Date</b> :	26/10/2022	<b>New Effective Date</b> :	10/11/2022
<b>Renewal Period</b> :	12 Months	<b>New Expiry Date</b> :	09/11/2023

<b>Roadtax Renewal Fee</b> :	RM 2.00
<b>e-Services Charge</b> :	RM 2.75
<b>Service Fee Tax@6%</b> :	RM 0.17
<b>Total Roadtax Renewal Fee</b> :	RM <b>4.92</b>
<b>Delivery Charge</b> :	RM 8.00
<b>Delivery Fee Tax@6%</b> :	RM 0.48
<b>Total Amount</b> :	RM <b>13.40</b>

All logos and trademarks in this site are the property of their respective owners.  
© 2000-2009 by MyEG Services Berhad. All Rights Reserved.

## STEP 7: Selepas keluar detail full mengenai rekod customer dan kereta semua boleh laa klik dekat bahagian bawah untuk comfirm dan pay

---

I agree the rate indicated here as the total amount is according to the RATE FOR THE ROAD TAX IN PENINSULAR MALAYSIA. I will NOT dispute any further once I agree to the amount indicated.  
Saya bersetuju dengan jumlah yang dinyatakan di sini adalah berdasarkan KADAR CUKAI JALAN DI SEMENANJUNG MALAYSIA. Saya TIDAK AKAN mempertikaikannya setelah bersetuju dengan jumlah yang dinyatakan.


PREPAID ACCOUNT
OTHER PAYMENT OPTIONS

PREPAID ACCOUNT : To pay using MyEG Prepaid Account  
OTHER PAYMENT OPTIONS : To pay via Credit card/Debit card/FPX

## STEP8: Tick dekat kotak kecil dan pilih other payment



### Retail Banking



**Note: OFFLINE** - This option is not available either due to the banks non-operating hours or the service is temporarily not available.



## STEP 9: Pilih jenis bank yang mana kita perlukan untuk buat transaction

### Payment Details

Order Number	10020013231606
Name	NORANIDA BINTI MOHD ABAS
Product Description	Pay Roadtax Web
Amount	MYR 13.40
Total Amount Due	MYR 13.40

By clicking on the "**Proceed**" button, you agree to [FPX's Terms & Conditions](#).

Cancel

Proceed

Powered by



STEP 10: Selepas dah pilih bank dan buat transaction akan keluar seperti gambar di atas, kemudian boleh laa tekan button proceed ye

Help

# CIMB Clicks

Please enter your login credentials

Step 1 of 5

Enter User ID ✕

*CIMB Clicks ID is mandatory*

**Login**

[Cancel](#)

Kalau pilih cimb klik step macam ni sama jugak kalua jenis bank lain ye

FPX Payment

Review Payment Details 26 Oct 2022, 08:28:06 am

Payment Details	Transaction Amount
Merchant Name <b>MYEG SDN BHD</b>	MYR <b>13.40</b>
Seller Order Number <b>FXRT2210262859880</b>	Fee Amount MYR <b>0.00</b>
FPX Transaction ID <b>2210260827240139</b>	

**From**

Account  
CA-i 86 0327397 1

Available Balance  
MYR **3,298.77**

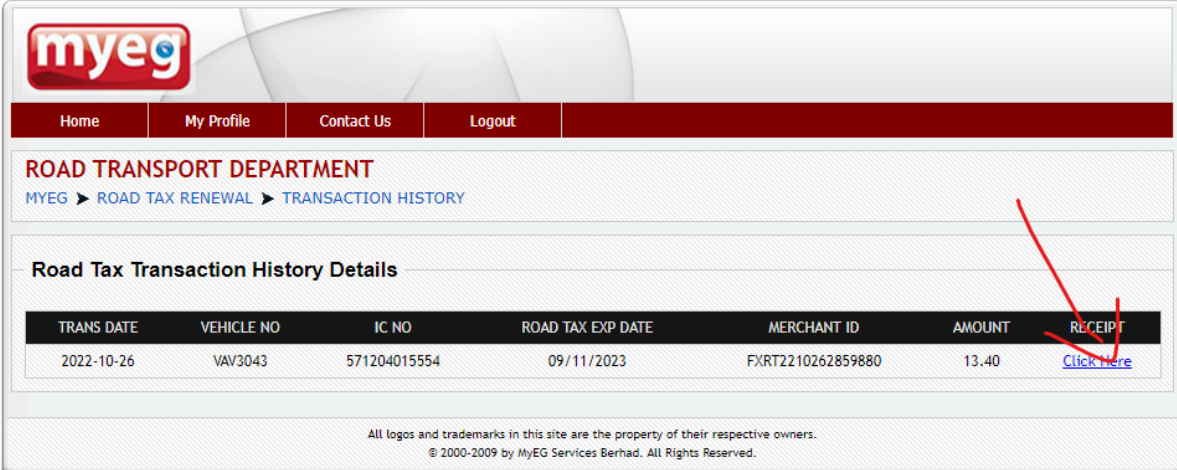
**Total** MYR **13.40**

To proceed, please request and enter your TAC Number.

**Request TAC**

Enter TAC

Macam biasa kita kena request tac untuk terus kan deduction



The screenshot shows the MYEG website interface. At the top left is the MYEG logo. A navigation bar contains links for Home, My Profile, Contact Us, and Logout. Below this is the breadcrumb trail: ROAD TRANSPORT DEPARTMENT > MYEG > ROAD TAX RENEWAL > TRANSACTION HISTORY. The main heading is 'Road Tax Transaction History Details'. A table displays transaction data with columns: TRANS DATE, VEHICLE NO, IC NO, ROAD TAX EXP DATE, MERCHANT ID, AMOUNT, and RECEIPT. A red arrow points to the 'RECEIPT' column, which contains a 'Click Here' link.

TRANS DATE	VEHICLE NO	IC NO	ROAD TAX EXP DATE	MERCHANT ID	AMOUNT	RECEIPT
2022-10-26	VAV3043	571204015554	09/11/2023	FXRT2210262859880	13.40	<a href="#">Click Here</a>

All logos and trademarks in this site are the property of their respective owners.  
© 2000-2009 by MyEG Services Berhad. All Rights Reserved.

Kemudian akan keluar resit dan klik dekat bahagian yang tulis receipt

**MY EG SDN. BHD** [199801016509 (472638-X)]  
Level 43A, MYEG Tower,  
Empire City, No. 8, Jalan Damansara,  
PJU 8 47820 Petaling Jaya, Selangor Darul Ehsan.

**ROAD TRANSPORT DEPARTMENT**  
JABATAN PENGANGKUTAN JALAN  
e-Services Receipt - Resit e-Khidmat



Agency/Agensi	RTD/JPJ
Service/Perkhidmatan	Road Tax Renewal/Pembaharuan Cukai Jalan
Receipt No./No. Resit	MYEG/26102022/JPJRC671065
Collection Method/Kaedah Pengambilan	Delivery/Penghantaran
Current Address/Alamat Semasa	NORANIDA BINTI MOHD ABAS SALINA BINTI AB WAHAB, PUBLIC MUTUAL BERHAD NO 71 & 73 JALAN HAJI ABDUL AZIZ, KUANTAN 25000 PAHANG

**ID No.** : 571204015554  
**Category** : Citizen of Malaysia

**Vehicle No.** : VAV3043  
**Duration** : 12 Months  
**Expiry Date** : 10/11/2022 - 09/11/2023



Road Tax Renewal Fee/Bayaran Pembaharuan Cukai Jalan	<b>RM</b>	<b>2.00</b>
Delivery	<b>RM</b>	<b>8.00</b>
e-Services Charge/Caj e-Khidmat	<b>RM</b>	<b>2.75</b>
Service Tax/ Cukai Perkhidmatan@ 6%	<b>RM</b>	<b>0.65</b>
Grand Total/Jumlah Keseluruhan	<b>RM</b>	<b>13.40</b>

[Main Page/Laman Utama](#) [Print/Cetak](#)

Collection and renewal of road tax at MyEG Tower can only be done by the owner of the registered vehicle.

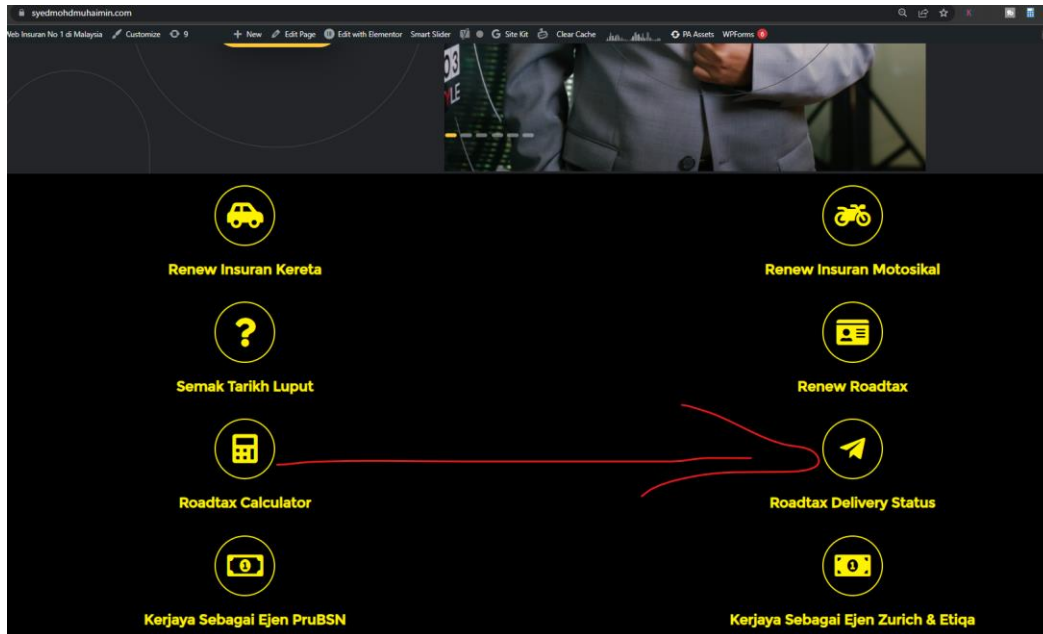
To verify this receipt, you may scan the QR code on this page or visit <https://rdtax.myeg.com.my/rtxchk/rtxform.jsp>

kod QR di atas atau layari <https://rdtax.myeg.com.my/rtxchk/rtxform.jsp>

Ni laa resit yang kita dah proceed payment tadi untuk roadtax dan boleh bagi dekat customer dulu sementara runner myeg akan hantar yang original di rumah

Dah siap. share screen shot ni pada klien. Tanda e roadtax dah siap

# CARA SEMAK STATUS PENGHANTARAN ROADTAX



Pergi dekat website yang sedia ade dan pilih bahagian roadtax delivery status

myeg.com.my/check-delivery-status

## Check Delivery Status

Please select type of service

- Competent Driving Licence (CDL)
- Car Road Tax
- Motorcycle Road Tax
- Spanco Road Tax
- Immigration (Maid)
- Immigration (Foreign Worker)
- Insolvency

Next

Enter Details

Status

Kemudian select type jenis ape kita proceed roadtax tadi. Kalau kereta bahagian kereta, kalau motor bahagian moto

## Check Delivery Status

✓ Motorcycle Road Tax

[CHANGE SELECTION](#)

### Enter Details

Vehicle No.

 e.g. WAN8888

ID Number

 Supported ID numbers are NRIC, Army, Police and Passport No.

I'm not a robot



Check Status

Status

Masukkan no plat kenderaan tersebut dan no id owner untuk kenderaan yang didaftarkan dan tekan check status.

# SOALAN LAZIM / FREQUENTLY ASK QUESTION

Soalan kepada ehailing ,jika customer buat ehailing ape procedure yang diperlukan untuk renew insurans dan roadtax

JAWAPAN: make sure tanya atau minta dekat customer permit puspakom untuk check date expired dia. Selalunya ehailing ni insurans setahun dan roadtax akan ikut pada permit puspakom.



Jika expired lebih 3 tahun ,boleh ke renew insurans roadtax?

JAWAPAN: TIDAK BOLEH, kena masuk puspakom dulu kenderaan tersebut untuk standard inspection. Selepas puspakom baru boleh renew insurans dan roadtax

Ape maksud banjir atau dikenali sebagai special perils?

JAWAPAN: Special perilsni dinamakan dalam Bahasa melayu iaitu bencana alam dan akan cover jika kita insured dalam policy, untuk segala bencana contohnya banjir,tanah runtuh,pokok tumbang dan lain2 .bencana alam cover ikut sum insured yang di insuredkan dalam policy

Ape itu windscreen?

JAWAPAN: windscreen itu cermin yang akan di cover termasuk cermin,depan,belakang ,kiri dan kanan. Jika ambik kalua cermin pecah boleh di claim di bengkel.jika tak ambil untuk baiki cermin yang pecah kena keluarkan duit sendiri.

---

# CARA NAK ISSUE INSURANS KEBAKARAN

STEP 1: Klik link

<https://syedmohdmuhaimin.com/insuran-kebakaran/>

- ✓ Kecurian akibat daripada menggunakan kekerasan dan keganasan ketika pecah masuk ke dalam atau keluar dari rumah
- ✓ Ribut, puting beliung dan angin taufan

BUATKAN SAYA QUOTATION UNTUK RUMAH KESAYANGAN



STEP 2: Scroll bawah sampai jumpa kotak kuning seperti dalam gambar dan klik.


---

**This is my first time here** ▼

Coverage Type

Choose your coverage type

Building type ⓘ




Landed



Non-landed

Construction type ⓘ



Full Brick







80% Brick + 20% Non-Flammable

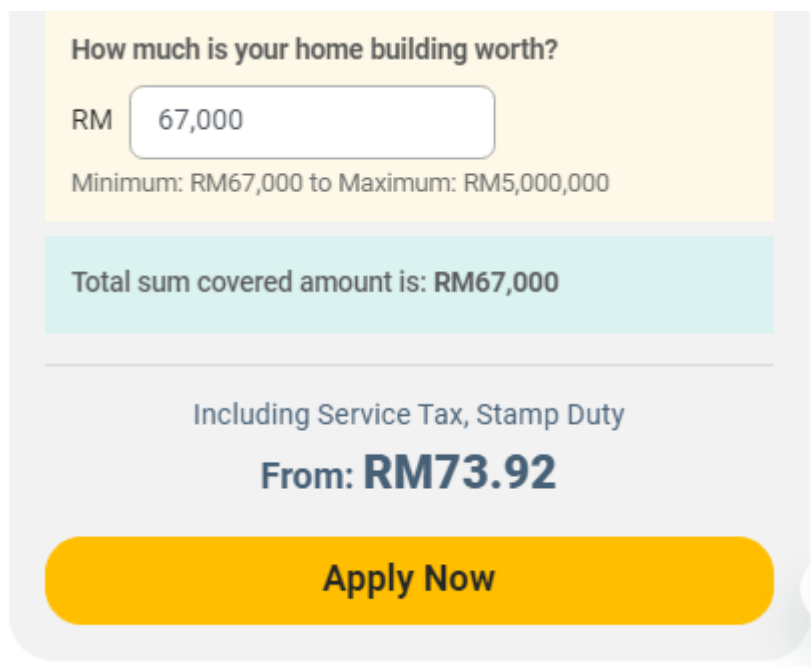
Including Service Tax, Stamp Duty  
**From: RM0.00**

STEP 3: Kena tahu rumah client jenis macam mana dan boleh klik dekat choose your coverage type, kemudian pilih rumah yang sesuai seperti di beritahu oleh client.

**Product & Coverage Comparison** X Close

	Coverage option 1	Coverage option 2	Coverage option 3
	<p>Select</p>  <p>Building (HouseOwner)</p> <p>As low as RM5.60 per month For Sum Covered of RM67,000.00</p>	<p>Select</p>  <p>Content (HouseHolder)</p> <p>As low as RM5.30 per month For Sum Covered of RM18,000.00</p>	<p>Select</p>  <p>Building + Content (HouseOwner &amp; HouseHolder)</p> <p>As low as RM10.10 per month For Sum Covered of RM76,000.00</p>
<b>Coverage</b>			

STEP 4: Selepas pilih jenis rumah, akan keluar 3 option untuk anda pilih mengikut ape yang di kehendaki oleh client kemudian klik select.



How much is your home building worth?

RM

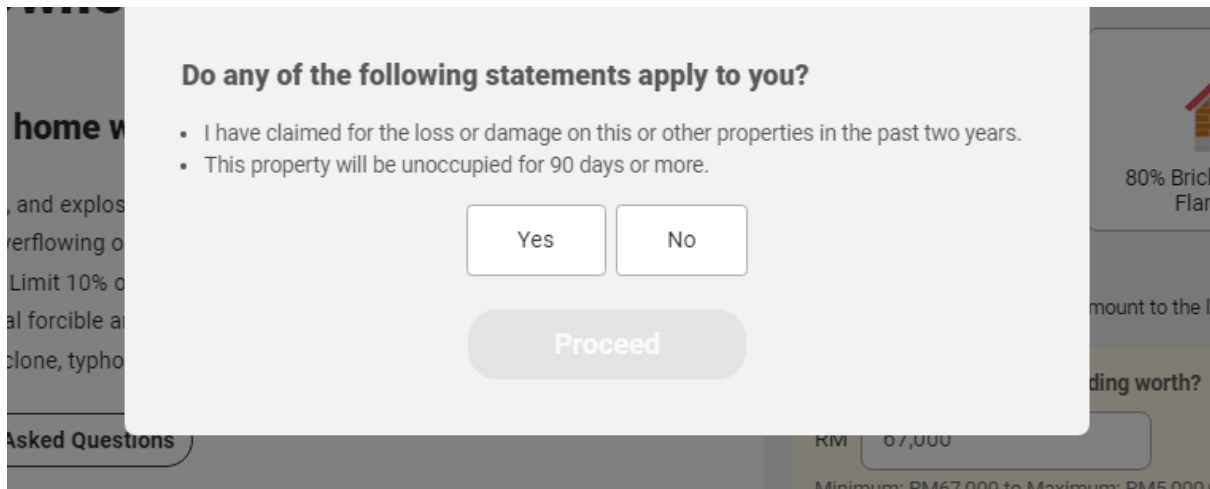
Minimum: RM67,000 to Maximum: RM5,000,000

Total sum covered amount is: RM67,000

Including Service Tax, Stamp Duty  
**From: RM73.92**


[Apply Now](#)

STEP 5: Akan keluar harga cover dan anda perlu select jenis rumah dibuat dari ape kemudian akan auto keluar harga.



**STEP 6:** Klik kotak apply warna kuning dibawah selepas keluar total harga tadi.kemudian akan dipaparkan macam gambar di atas, so fahamkan ape yang di tanya kalau ade sejarah claim klik yes kalau tak de klik no.

---

 **Personal information**

NRIC/ID

NRIC/ID

Nationality

Ethnicity

Name

Mobile Number

Email

**Quotation Summary**

Coverage Date	29/11/2022 - 28/11/2023
<input type="checkbox"/> Coverage Type	Building
<input type="checkbox"/> Total Sum Covered	RM67,000.00
Gross Contribution	RM60.30
Gross Contribution after Discount	RM60.30
Service Tax 6%	RM3.62
Stamp Duty	RM10.00

---

Total Contribution Amount  
**RM73.92**  
[Edit Plan](#)

**STEP 7:** Selepas klik yang diatas akan keluar detail personal information utk key in dan alamat sekali..Kemudian akan keluar harga dekat sebelah.

**STEP 8:** Sekiranya pelanggan bersetuju dengan quotation yang diberikan, sila collect premium payment dari

pelanggan dan buat bayaran secara online.

Sila masukkan semua maklumat pelanggan. **MASUKKAN EMEL ADDRESS EJEN BUKAN EMEL ADDRESS PELANGGAN**

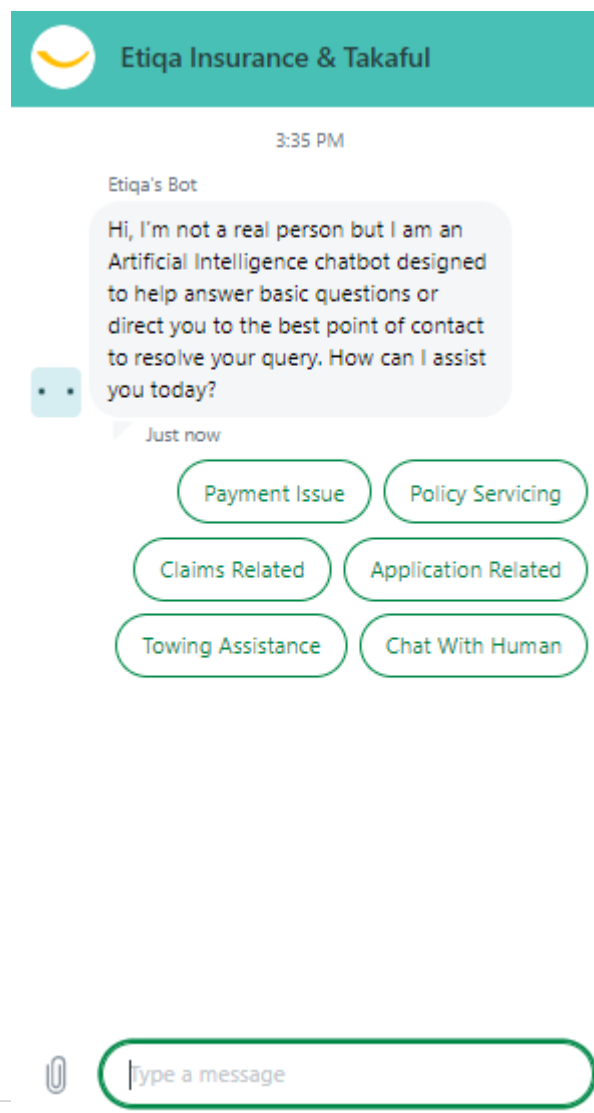
Polisi akan di emel kepada EJEN.

Password nak buka file ada seperti contoh berikut

Password Etiqa

Example: If your date of birth is 6 September 1986 and your NRIC or ID is 860906-51-2345, your password is 060919862345

**BAGAIMANA  
CUSTOMER NAK  
CLAIM SEKIRANYA  
BERLAKU  
KEBAKARAN**





Sila dial nombor customer servis  
berikut

03-27856565

Atau whatsapp no berikut

03-27804677

Atau klik sini untuk terus CHAT dengan  
customer service

<https://www.etiqa.com.my>

# CARA ISSUE TRAVEL INSURANS

## STEP 1: Klik link

<https://syedmohdmuhaimin.com/travelinsuran/>

Sila klik link dibawah untuk free quotation atau whatsapp info dibawah :

Name :

No ic :

Marital Status:

Address:

No hp :

Email :

Date trip : to

Location trip :

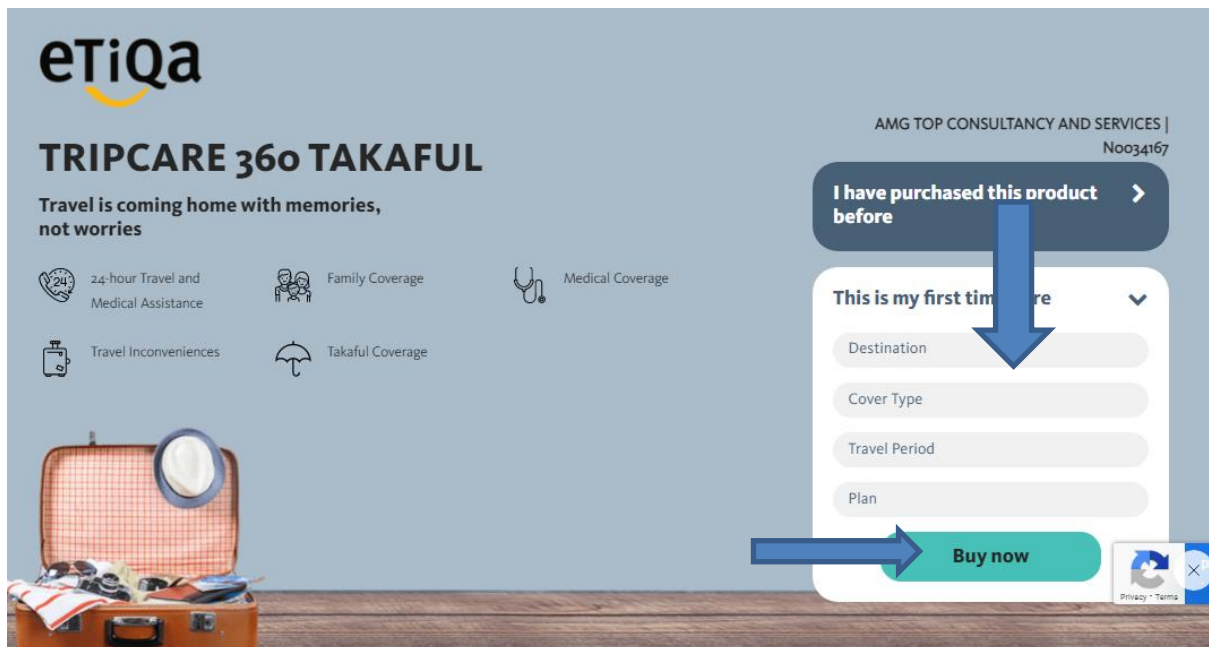
Covid cover : yes / no

Extreme activities : yes / no

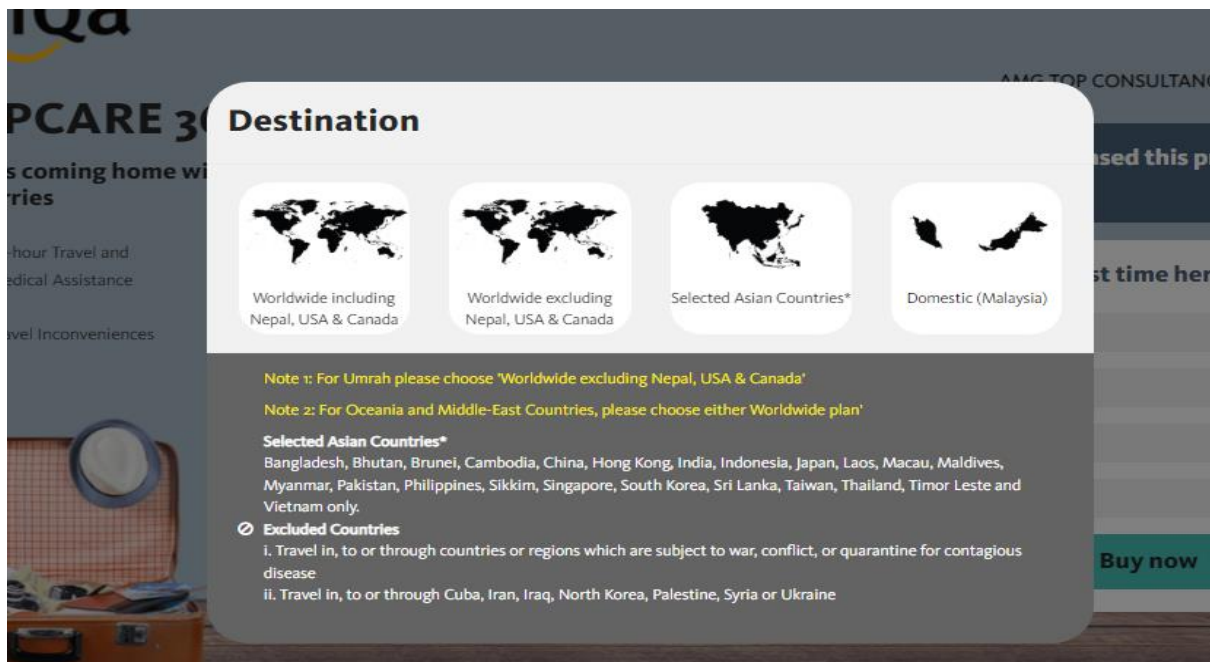


STEP 2: Scroll sampai bawah jumpa kotak biru seperti dalam gambar terus

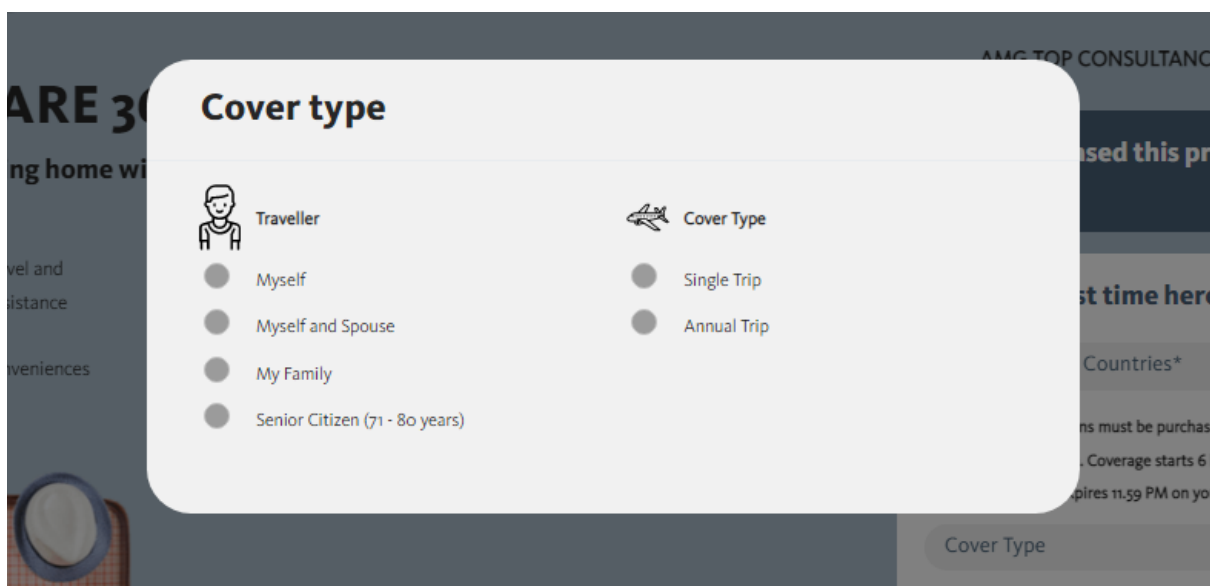
tekan dekat situ untuk mulakan sebut harga.



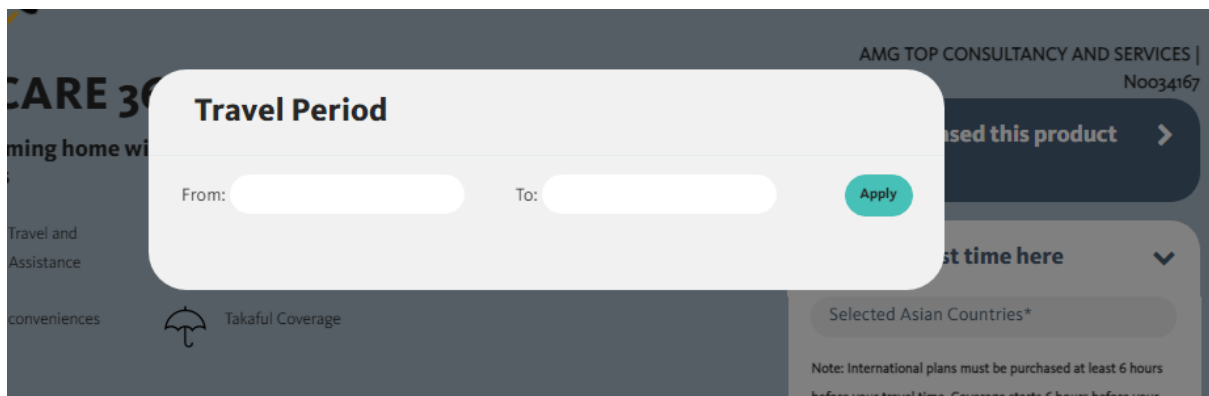
STEP 3: Selepas tekan kotak biru tadi akan keluar seperti gambar di atas then key in setiap ape yang diminta dalam kotak tersebut. Bila dah siap key in boleh tekan dekat BUY NOW.



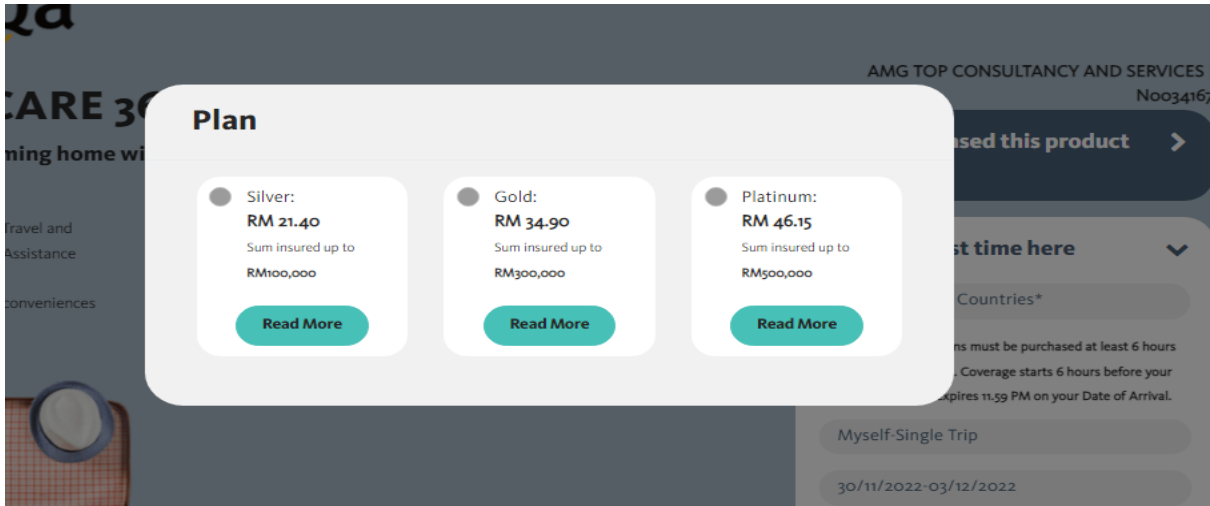
STEP 4: Bila pilih destination tengok dekat Kawasan mana negeri or negara yang nak pergi, kemudian select kan dia okey?



STEP 5: Bahagian cover type ni pilih travel seorang atau partnet atau bersama keluarga tick je ye, sama juga dengan cover type tu nak pilih single atau annual trip.



STEP 6: Kemudian bahagian travel period ni keyin ikut bila time kita pergi dan sampai date yang kita akan pulang.




**STEP 7: Pilih plan yang sesuai dengan budget ye sama ade silver,gold dan platinum.**


A screenshot of a registration form. The form is divided into two main sections: 'Personal Details' and 'Mailing Address'. The 'Personal Details' section includes a profile icon and the name 'Me'. Below this are several input fields: 'Name' (with example 'E.G MOHD HASSAN BIN ADLI'), 'NRIC/ID' (a dropdown menu with '- Please Select -'), 'NRIC/ID Number' (with example 'E.G 800412145151'), 'Date of Birth' (with format 'DD/MM/YYYY'), 'Gender' (a dropdown menu with '- Please Select -'), 'Email' (with example 'e.g hassanadli@yopmail.com'), and 'Mobile Number' (with example 'E.G 011 224 2222'). The 'Mailing Address' section includes a dropdown menu for 'Address line 1', 'Address line 2', and 'Address line 3', a 'Postcode' field (with example 'E.G 68000'), a 'State' dropdown menu, and a 'Country' dropdown menu (with 'Malaysia' selected). At the bottom right of the 'Mailing Address' section is a teal 'Next' button. A blue arrow points to the right from the 'Next' button.


---

STEP 8: Selepas dah keyin semua akan ade butang buy now tu kan? So, agent boleh laa tekan dan akan keluar detail2 seperti atas untuk key in semua dan jugak alamat kena masuk kan. Untuk tekan next tu bila dah setuju dengan sebut harga untuk ke bahagian payment


Note: International plans must be purchased at least 6 hours before your travel time. Coverage starts 6 hours before your departure time and expires 11.59 PM on your Date of Arrival.


Cover Type  
Myself-Single Trip 

Travel Period  
30/11/2022-03/12/2022 


Plan  
Silver 

**Additional Coverage**

Adventurous Activities Cover 

COVID-19 Cover 

- Trip cancellation due to COVID-19
- Trip disruption due to COVID-19
- Medical expenses overseas due to COVID-19
- Emergency medical evacuation & repatriation due to COVID-19
- Repatriation of mortal remains due to COVID-19

 Total Contribution **RM 26.05**

STEP 9: Total harga akan keluar di sebelah keyin personal detail dan alamat tadi ye, akan keluar macam gambar di atas. Boleh tick jugak jika nk cover seperti covid atau adventures activities tu ye. LAST MAKE SURE



**SEBELUM PROCEED MESTI DAH DAPAT PAYMENT DULU DARI CLIENT.**

**STEP 8: Sekiranya pelanggan bersetuju dengan quotation yang diberikan, sila collect premium payment dari pelanggan dan buat bayaran secara online.**

**Sila masukkan semua maklumat pelanggan.**

**MASUKKAN EMEL ADDRESS EJEN  
BUKAN EMEL ADDRESS PELANGGAN  
Polisi akan di emel kepada EJEN.**

**Password nak buka file ada seperti contoh berikut**

Password Etiqa Example: If your date of birth is 6 September 1986 and your NRIC or ID is 860906-51-2345, your password is 060919862345

BAGAIMANA  
CUSTOMER NAK  
CLAIM SEKIRANYA  
BERLAKU  
KEBAKARAN

Sila dail nombor  
customer servis  
berikut

03-27856565

Atau whatsapp no  
berikut

03-27804677

Atau klik sini untuk terus CHAT dengan  
customer service

<https://www.etiqa.com.my>

